



District Report Card: 2017


State: Tamil Nadu	District: Cuddalore
Class: 5	Subject: Language
Schools: 58	Students: 861


Participation/Coverage


Students

 GENDER	Boys		Girls	
	Number	%	Number	%
	405	47.04	456	52.96

 AREA	Rural		Urban	
	Number	%	Number	%
	720	83.62	141	16.38

 CATEGORY	SC		ST		OBC		GEN	
	Number	%	Number	%	Number	%	Number	%
	389	45.18	30	3.48	442	51.34	0	0.00

 CWSN	LD	VI	HI	S&LD	ID	Oth
	3	1	1	5	2	0

 Management	Government		Government-aided	
	Number	%	Number	%
	601	69.80	260	30.20

Average Performance of Students in Language (%)

Overall	Gender		Area		Management		Social Group			
	Male	Female	Rural	Urban	Govt.	Aided	SC	ST	OBC	GEN
51.04	51.29	50.82	51.58	48.27	50.02	53.41	52.25	45.33	50.36	0.00

Performance on Learning Outcomes (LOs)

Learning Outcomes	Description	Average Performance(%)
L504	Reads and comprehends independently storybooks, news items/ headlines, advertisements etc.	51.31
L508	Reads text with comprehension, locates details and sequence of events	50.91

Range of Performance of Students who Answered Correctly							
Below 30%		30% - 50%		50% - 75%		Above 75%	
Number	%	Number	%	Number	%	Number	%
156	18.12	263	30.55	343	39.84	99	11.50

Lowest Performing Learning Outcomes (LOs)

- 1 - Reads text with comprehension, locates details and sequence of events (50.91)
- 2 - Reads and comprehends independently storybooks, news items/ headlines, advertisements etc. (51.31)